



|| Shree Ganeshaya Namaha ||

Complete Vastu Report



Kundali Veda

kundaliveda.com

Your Astrology Partner

गृह निर्माण के लिए शुभ अवधि

जीवन में अपना घर हर किसी का सपना होता है। हर व्यक्ति की इच्छा होती है कि उसके पास एक अच्छा घर और खुशहाल जीवन हो। इसके लिए हर व्यक्ति अपने स्तर पर भरपूर प्रयास करता है। हालांकि अपने इस सपने को पूरा करने में कुछ लोग जल्दी सफल हो जाते हैं और कुछ लोगों को लंबा इंतजार करना पड़ता है। नीचे दी गई सारणी के माध्यम से आप जान सकते हैं कि, कौन सा समय आपके गृह निर्माण के लिए उपयुक्त रहेगा



18 से 75 वर्ष की आयु का विश्लेषण

दशा	अंतर्दशा	अवधि प्रारंभ	अवधि समाप्त	विश्लेषण
बुध	शनि	5/ 3/2011	14/11/2013	शुभ
केतु	केतु	14/11/2013	11/ 4/2014	शुभ
केतु	शुक्र	11/ 4/2014	11/ 6/2015	शुभ
केतु	सूर्य	11/ 6/2015	17/10/2015	शुभ
केतु	राहु	14/10/2016	2/11/2017	उत्तम
केतु	गुरु	2/11/2017	8/10/2018	सर्वोत्तम
केतु	शनि	8/10/2018	17/11/2019	शुभ
केतु	बुध	17/11/2019	14/11/2020	शुभ
शुक्र	शुक्र	14/11/2020	14/ 3/2024	शुभ
शुक्र	सूर्य	14/ 3/2024	14/ 3/2025	शुभ
शुक्र	राहु	14/ 1/2028	14/ 1/2031	सर्वोत्तम
शुक्र	गुरु	14/ 1/2031	14/ 9/2033	उत्तम
शुक्र	शनि	14/ 9/2033	14/11/2036	शुभ
शुक्र	बुध	14/11/2036	14/ 9/2039	शुभ
शुक्र	केतु	14/ 9/2039	14/11/2040	शुभ
सूर्य	सूर्य	14/11/2040	2/ 3/2041	शुभ

दशा	अंतर्दशा	अवधि प्रारंभ	अवधि समाप्त	विक्षेपण
सूर्य	राहु	8/ 1/2042	2/12/2042	उत्तम
सूर्य	गुरु	2/12/2042	20/ 9/2043	सर्वोत्तम
सूर्य	शनि	20/ 9/2043	2/ 9/2044	शुभ
सूर्य	बुध	2/ 9/2044	8/ 7/2045	शुभ
सूर्य	केतु	8/ 7/2045	14/11/2045	शुभ
सूर्य	शुक्र	14/11/2045	14/11/2046	शुभ
चंद्र	राहु	14/ 4/2048	14/10/2049	सर्वोत्तम
चंद्र	गुरु	14/10/2049	14/ 2/2051	उत्तम
चंद्र	शनि	14/ 2/2051	14/ 9/2052	शुभ
चंद्र	बुध	14/ 9/2052	14/ 2/2054	शुभ
चंद्र	केतु	14/ 2/2054	14/ 9/2054	शुभ
चंद्र	शुक्र	14/ 9/2054	14/ 5/2056	शुभ
चंद्र	सूर्य	14/ 5/2056	14/11/2056	शुभ
मंगल	मंगल	14/11/2056	11/ 4/2057	शुभ
मंगल	राहु	11/ 4/2057	29/ 4/2058	उत्तम
मंगल	गुरु	29/ 4/2058	5/ 4/2059	सर्वोत्तम
मंगल	शनि	5/ 4/2059	14/ 5/2060	शुभ
मंगल	केतु	11/ 5/2061	8/10/2061	शुभ
मंगल	शुक्र	8/10/2061	8/12/2062	शुभ
मंगल	सूर्य	8/12/2062	14/ 4/2063	शुभ
राहु	राहु	14/11/2063	26/ 7/2066	सर्वोत्तम
राहु	गुरु	26/ 7/2066	20/12/2068	उत्तम



The Report is prepared using state-of-the-art computer software based on the principles of Climatology and Vastushastra - an ancient science of structure. The report recommends a person to stay in relation to natural forces like Sun energy, Magnetic effects of earth, wind direction and force of gravity which in turn could prove helpful in achieving a healthy body and mind.

The Evaluation of existing set up and recommended changes are expressed in percentage as follows:

Less than 45% is below average, this could be very negative for the user in the field of mental and physical health, and may lead to unhappy family life and also financial problems.

45% to 55% is average; the user may face regular health and financial problems and up to a certain extent, a stressful life.

55% to 65% is good premises, the premises will work positively for the user in the field of health and wealth too. Family life would be cordial.

65% to 75% is very good premises and the users would be very happy and contented people. Health and wealth would be very good.

75% and above falls in excellent category, making the users of such premises the happiest and contented people. For the user of such premises, achieving their goals in life would be very easy.

56.38% is the evaluated Vastu strength of the premises as per the existing setup.

69.38% would be the strength of the premises after following the recommendations and placing furniture as per recommended plans.

Note: Plans generated in the report are based on the information entered by the user. Dimension of rooms may not be exactly as per the site conditions, but one should read the plans along with the recommendations prescribed in the report and follow the interior recommendation to the maximum.

Disclaimer: The Report is submitted in good faith and to be considered purely as recommendations. Since the implementation of the recommendations of this report is beyond the control of Vastu Software and/or their representative(s); they are not responsible for any adverse effects, if any, is caused by this report.



Orientation of property/plot

Subject	Description	Direction	Evaluation	Recommendation
Orientation of property/plot	Orientation of premises plays an important role in an independent Unit like Bungalow or industry, but for multi Unit and multi storied structure its effects gets distributes between the occupants.	North	AVERAGE	Have tall trees on road side to block negative Vastu energies.
Type of Industry	Type of Industry details are required to generate detail plan for the industry and the plans generated in this report are generic in nature but have considered all the elements used in different Type of Industries, one can Use applicable recommendations from the plans for their planning, and if one wants specific Vastu advice for it is advisable to appoint a proper qualified Vastu consultant.	Medium Industry		Industry are of many types and sixe some use water in their manufacturing and some fire and others may not use any of this two, Vastu tenets recommendations differ for all type of manufacturing processes, manufacturing flow chart are also to be considered while planning industries machinery layout. In this report there are three type proposed Vastu plans depending on the size of the property and activity.
Soil type	This is important factor for a stable structure, normally civil engineer always consider this aspect.	Hard Marum		Expert advise to be taken before starting any construction activity.
Waterbody in and around the property/plot	If the industry is in to manufacturing of goods with lot of Water in it, it is strongly advisable to follow Vastu rules.	South	AVERAGE	The best location is North or Northeast.
Entrance to property/plot	Entry of the property plays very important role as it is used for entry for raw material and exit for finished goods but if one does not have other option for entry they need not worry and follow Vastu rules properly at interior level to get desired results.	North	EXCELLENT	Very good location for entry to the property.
Main structure Location	An important aspect in Vastu so follow proper Vastu rules, if the structure is located properly as per Vastu then majority of	South	VERY GOOD	This in positive location for big and main structure in the property but as



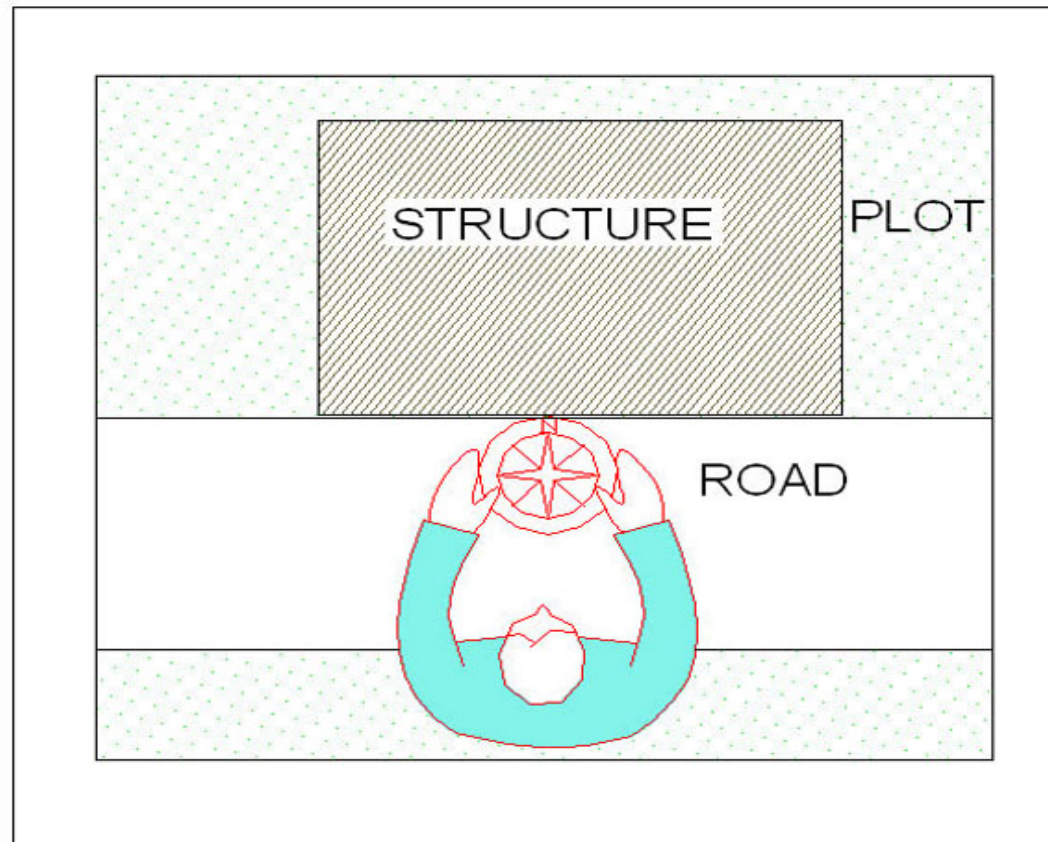
	Vastu related problem can be avoided.			said earlier if one follows Vastu tenets properly while planning the other important elements of industry the location defects if any can be overcome.
Security room	Not important element in Vastu.	North		Security cabins are normally small in size and are basic requirement in any industry so one need now worry about the same and place them where ever required.
Shape of property/plot	Shape of premises is all man made imaginary lines and has no importance in Vastu. Though it is advisable to have the house constructed in the square or rectangle shaped part of the plot.	Rectangle		If one has to design an independent structure in a square or a rectangular plot, there would be less waste of space and the planning would be easier.
Tall structure or hill around the property/plot	In modern days due to urbanization roads act as Open space and its slope is not an important factor in today's Vastu. Also road levels, adjoining structure and hills are beyond the control of the property owner hence it is advisable not to worry about it.	South	VERY GOOD	South is a negative magnetic and solar direction so it is advisable to plant trees in between you and the tall structure to get better result.
Open space in and around the property/plot/Garden	Open space in & around the premises plays an important role in Vastu, so if possible try and have ones structure in the best possible Location.	North	EXCELLENT	It is recommended to have this location empty with no trees, one can have grass lawn in this location so as not to block positive Vastu direction.
Low level in property/plot	If one is building industry be careful about the levels in the property as if the low levels are in Vastu negative area of the property it will collect more negative energies, this defect can be easily overcome by the given recommendations.	North	EXCELLENT	Keep this space empty avoid trees in this location and to get a more positive effect, plant evergreen trees in South West.
Overhead tank Location	One need not worry about an Overhead tank Location as it plays a negligible role in the Vastu of ones Industry/Factory.	East	AVERAGE	East is a positive solar direction so avoid tank in this location. it is recommended to have it in South

				West.
Medical center	It is not very important area as per Vastu.	South	VERY GOOD	Normally medical center are small in area and they are required to be placed in easily accessible location so one need not worry about Vastu tenets.
Staff quarters	A place where the main force that built any establishment stays, they can be located any where in the property but one must take utmost care while designing the layout of the rooms and its interiors.	North	GOOD	Any location is good for staff quarters if the interior are planned properly.
Water Storage Location	If the industry is in to manufacturing of goods with lot of Water in it, it is strongly advisable to follow Vastu rules.	East	VERY GOOD	Very good location as this is a positive solar direction.

61.75 % is the evaluated strength of the Orientation of property/plot as per the data provided by the user.

67.00 % would be the strength of the Orientation of property/plot on following the recommendations as per the report.







Main structure details

Subject	Description	Direction	Evaluation	Recommendation
Entrance/ Entrance Lobby	Entrance Lobby Location is a base for having proper Vastu in the premises. If the Lobby is in the right Location, the chances of having a Vastu positive industry are bright.	South		Negative location for entrance.
Pooja room	Pooja room can be located anywhere but then the interior should be as per Vastu.	East		Very good location.
Toilet	One can afford to neglect this aspect in Vastu for industry but one most important rule one should follow about toilet that they should be kept very clean hygienic in any Location.	South		Have it at entry and exit point without worrying about Vastu.
Kitchen/Pantry	Not so important element in Vastu for Industries.	South	VERY GOOD	Good location but still follow proper Vastu in the interior.
Upper floor location	Part Upper floor in a specific Direction can help in blocking negative energies coming in the premises & also if it is in proper Location can increase Vastu strength in the premises. Note: if upper floor covers full floor area then consider it as one additional floor.	East	AVERAGE	Below average.
Basement Location	If area of Basement is full consider it as additional floor and do the evaluation accordingly as per Vastu & one need not worry about the same but if it is part then Vastu recommendation should be given Importance.	East	VERY GOOD	Can be used as room or parking.
Staircase Location	Normally Staircase are heavy objects made of concrete or stone so they are good to block negative energies so having this in negative Location would help in improving positive Vastu in the house.	South	EXCELLENT	Very good.
Manufacturing area location	Most important area in any industry so it is very important to follow Vastu rules properly and to the minutest details. Manufacturing activities if properly laid out as per the tenets of Vastu will improve the quality and quantity of manufactured product.	North	AVERAGE	Negative location. Normally machines of different sizes are laid on the total floor of the industries along with raw material, semi finished and finished goods area, Vastu has different tenets



				or all this so it is advisable to follow them properly to get desired results.
Light/Small size machines location	Machines are important element in any industry, proper Location as per the tenets of Vastu and also as per manufacturing process is to be consider to get perfect results.	West	GOOD	Good location for medium size machine, machines in industries are normally placed as required as per manufacturing process. One has to be very careful while designing floor plan, light machines or heavy machines can be in form of either size or weight or number of machine in specific zone e.g.. more machine in small area can be categorized as heavy machine.
Medium size machines Location	Machines are important element in any industry, proper Location as per the tenets of Vastu and also as per manufacturing process is to be consider to get perfect results.	East	AVERAGE	Good location for lightest machine, machines in industries are normally placed as required as per manufacturing process. One has to be very careful while designing floor plan, light machines or heavy machines can be in form of either size or weight or number of machine in specific zone e.g.. more machine in small area can be categorized as heavy machine.
Heavy machines size location	Machines are important element in any industry, proper Location as per the tenets of Vastu and also as per manufacturing process is to be consider to get perfect results.	South East	VERY GOOD	Good location for medium size machine, machines in industries are normally placed as required as per manufacturing process. One has to be very careful while designing floor plan, light machines or heavy machines can be in form of either size or weight or number of machine in specific zone e.g.. more machine in small area can be categorized as heavy machine.



Compressor Location	When Vastu rules were framed there were no Compressors but if one analyzes the working of it that is, it generates compressed air and is a high pressure machine it will have a specific Location as per Vastu.	North East	BELOW AVERAGE	It is advisable to keep this in the best location i.e. Northwest or West.
Furnace Location	Furnace generates lots of heat and Vastu recommends specific Location for the same, it is recommended to follow Vastu tenets properly to get good and quality output.	East	GOOD	It is advisable to keep this in the best location i.e. southeast east or south.
Electric substation location	When Vastu rules were framed there was no electricity but if one tries to evaluate the function of electrical sub station which generates lot of internal heat it has a specific Location as per the tenets of Vastu.	South	VERY GOOD	It is advisable to keep this in the best location i.e. southeast east or south.
Generator Location	When Vastu rules were framed there was no generator which generates electricity but if one tries to evaluate the function of generator which generates lot of internal heat it has a specific Location as per the tenets of Vastu.	South East	EXCELLENT	Positive location.
Chimney Location	The function of Chimney is to dispose off pollution away from people, there are no rules written in Vastu but one should consider it as heavy objects and apply Vastu tenets accordingly.	Inside	EXCELLENT	Positive location.
Chimney Location	The function of Chimney is to dispose off pollution away from people, there are no rules written in Vastu but one should consider it as heavy objects and apply Vastu tenets accordingly.	Outside	EXCELLENT	Positive location.
Acid Storage Location	When Vastu rules were written the Use of Acid was not there and as Acid generates harmful fumes Vastu rules for healthy surroundings should be applied.	North West	VERY GOOD	Recommended to have away from area where people are working as acid generates harmful fumes. As normally they are in enclosed tanks or drums location does not play any role as per the tenets of Vastu.
Diesel Storage Location	Diesel Storage were not there when Vastu tenets were not written but one should consider this Storage as heavy	South East	VERY GOOD	Recommended to have away from area where people are working as



	objects and apply Vastu tenets accordingly.			diesel is fire hazardous and emits harmful fumes. As normally they are in enclosed tanks or drums location dose not play any role as per the tenets of Vastu.
Boiler Location	Boilers are heat generating equipments hence one should follow Vastu recommendation connected to heat.	North West	VERY GOOD	Average location. Keep it in South or East.
Cooling tower location	Cooling towers are connected to Water and also lots of Water is Stored in the same so one needs to follow Vastu recommendation connected to Water Storage.	South	VERY GOOD	Avoid this location, good location is North or Northeast.
Water treatment plant location	Water treatment plants are connected to Water and also lots of Water is Stored in the same so one needs to follow Vastu recommendation connected to Water Storage.	East	VERY GOOD	Average location it is recommended to have it in West or Northwest.
Effluent plant location	Effluent treatment plant are connected to liquid and also lots of Water is Stored in the same so one needs to follow Vastu recommendation connected to Water Storage.	South	VERY GOOD	Average location it is recommended to have it in West or Northwest.
Septic tank location	Normally under the ground hence not that important as per the tenets of Vastu but it is recommended to follow rules where waste can be dumped.	East	GOOD	Average location it is recommended to have it in West or Northwest.
Weighing Machine Location	Not at all an important element in Vastu but one can categorized as heavy object to block energies and place it in such a way where it can block negative energies falling in the premises.	South	GOOD	Weighing machines can be placed in any location as this are need base equipments.

56.30 % is the evaluated strength of the Main structure details as per the data provided by the user.

68.45 % would be the strength of the Main structure details on following the recommendations as per the report.

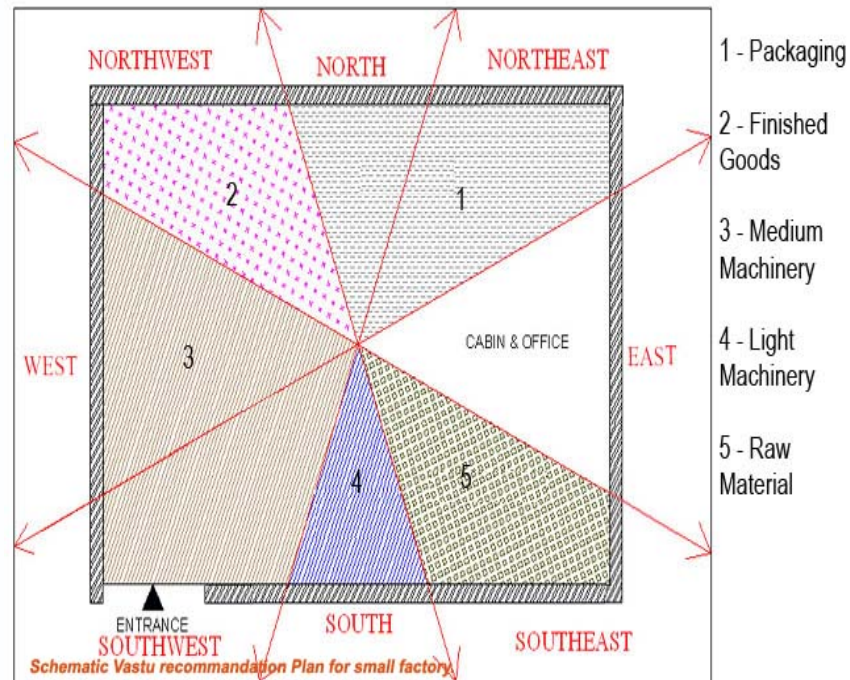


The schematic plans attached are of three types, Small, Medium and Large size industries.

Small scale industries.

Normally small industries are located in structures which have multiple units, the drawing above is a schematic drawing proposing zones for different uses, as it is difficult to analyze every industry and generalise under one type.

If one wants advice relevant for their industry it is recommended to contact a good Vastu consultant with detail of all machines, flow chart, manufacturing process and requirement pertaining to their industry.

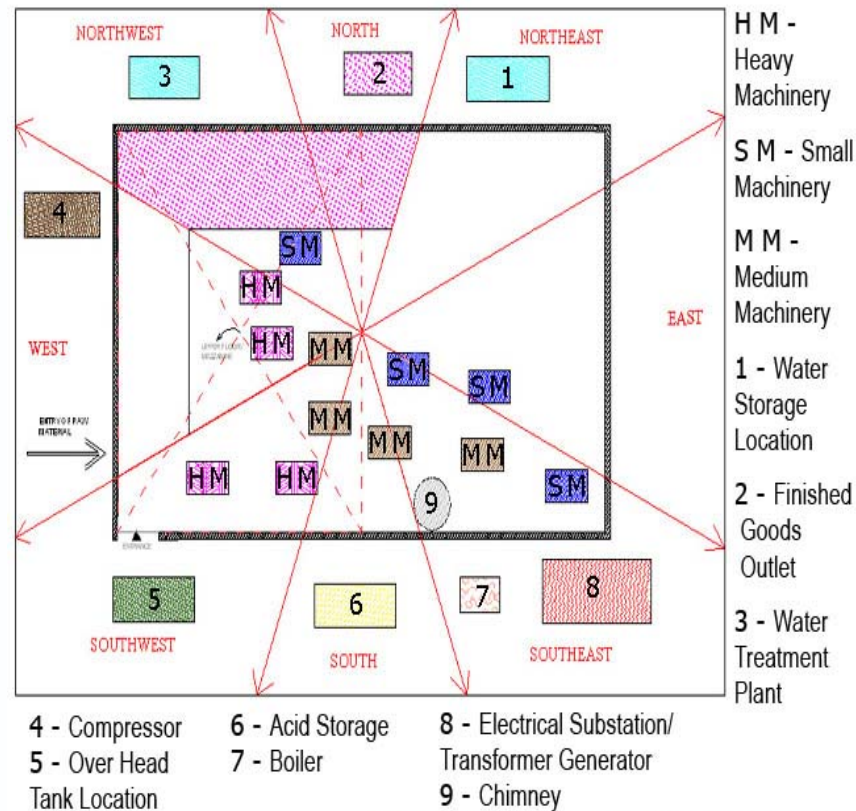




Medium scale industries.

Normally medium scale industries are located in industrial estate with small plots and having one or two structure, the drawing above is a schematic drawing proposing zones for different uses, as it is difficult to analyze every industry and generalise under one type.

If one wants advice relevant for their industry it is recommended to contact a good Vastu consultant with detail of all machines, flow chart, manufacturing process and requirement pertaining to their industry.



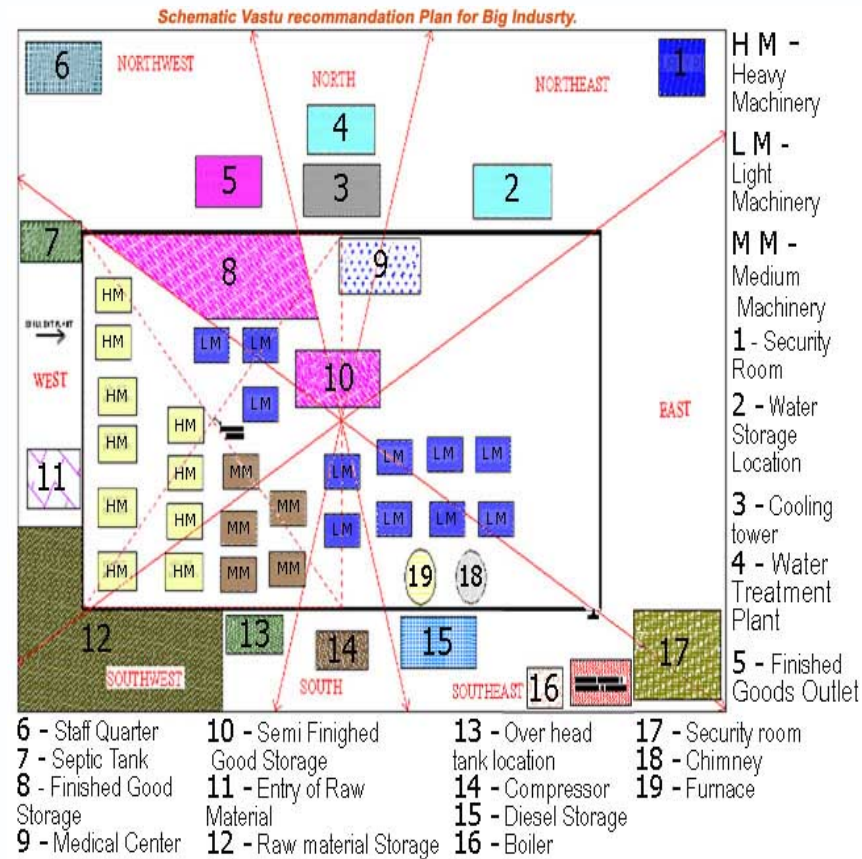
Schematic Vastu recommendation Plan for medium industry.



Large/big industries.

Normally industries have huge properties ie. big plots and house many structures for different activities, the drawing above is a schematic drawing proposing zones for different uses, as it is difficult to analyze every industry and generalise under one type.

If one wants advice relevant for their industry it is recommended to contact a good Vastu consultant with detail of all machines, flow chart, manufacturing process and requirement pertaining to their industry.





Staff quarters

Subject	Description	Direction	Evaluation	Recommendation
Entrance Lobby	As per the tenets of Vastu this is not an important area.	East	VERY GOOD	Positive location.
Sleeping Direction	Sleeping Direction is very important in Vastu, if a person sleeps in the right Direction he will always be healthy and happy which in turn make him efficient in work.	South East	VERY GOOD	Good head location.
Cooking gas Location	Good cooked food is always good health of the staff and healthy staff is good for the industry.	East	VERY GOOD	Excellent location.
Water purifier/ Drinking Water Storage Location	Since a person's body is 70% liquid, good drinking and Cooking Water would directly benefit his health and immunity. It is recommended to have it in the best Location as per the laws of Vastu.	South	BELOW AVERAGE	Shift it to Northeast.
Study Direction	Advisable to follow Vastu rules properly.	East	VERY GOOD	Very good location although Northeast would be better.
Pooja Direction	Pooja room can be located anywhere but then the interior should be as per Vastu.	South East		Face North East while praying.

53.00 % is the evaluated strength of the Staff quarters as per the data provided by the user.

72.50 % would be the strength of the Staff quarters on following the recommendations as per the report.



General Office

Subject	Description	Direction	Evaluation	Recommendation
Location of General Office	Not very important as per Vastu in industry.	South East	BELOW AVERAGE	Best location is west or southeast and also it is advisable to follow maximum Vastu laws in its internal layouts.
Entrance door Direction	Entrance door Direction is a base for having proper Vastu in the premises. If the door is in the right Location, the chances of having a Vastu positive premises are bright. A lay man without an in depth knowledge of Vastu can have a positive premises by getting the right Entrance.	North		Answer to this question is required to generate a tentative plan of the room from thousands of plans fed in the software.
Window Location	This is not an important element in Vastu, answer to this question is required to generate a tentative plan of the room from thousands of plans fed in the software.	North West		Best location would be Northeast.
Staff facing direction	Staff facing positive Direction while working will produce good results.	South	BELOW AVERAGE	The right direction to face is northeast, east & north senior should face northeast or east staff should face north or northeast
Senior managers location	Managers have a responsible post and their duty is to get good results from the juniors and also perform well for the industry.	North	GOOD	Good location.
Managers facing direction	Managers have a responsible post and their duty is to get good results from the juniors and also perform well for the industry.	South	BELOW AVERAGE	Negative direction to face recommended to face North.

31.00 % is the evaluated strength of the General Office as per the data provided by the user.

74.00 % would be the strength of the General Office on following the recommendations as per the report.

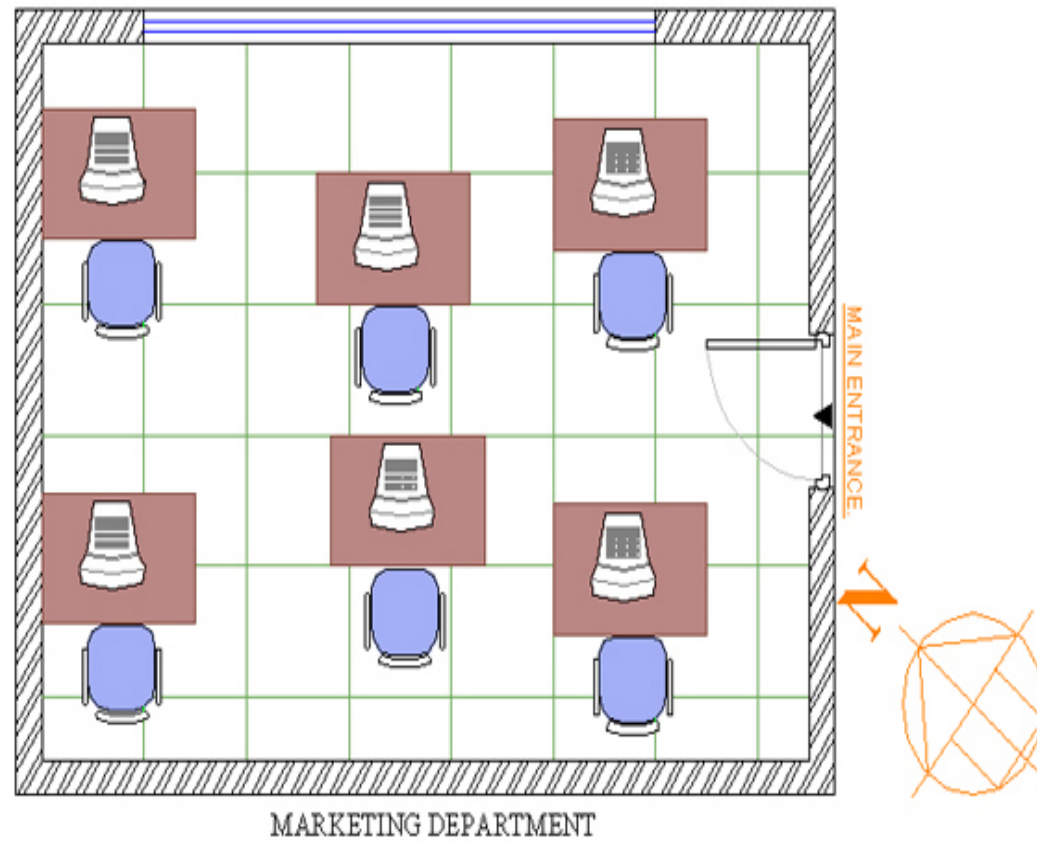


Marketing office

Subject	Description	Direction	Evaluation	Recommendation
Location of Marketing office	In industry this department plays a very minor role so if one dose not gets best options its ok.	South	VERY GOOD	Avoid this location for marketing office as the right location is North West.
Entrance door Direction	This is not an important element in Vastu.	South East	VERY GOOD	Very good direction
Window Location	This is not an important element in Vastu.	North East	EXCELLENT	Very good direction
Staff facing direction	Proper facing Direction while working can get good ideas and orders for the industry.	South	BELOW AVERAGE	The right direction to face is northeast, east & north senior should face northeast or east staff should face north or northeast
Senior managers location	Good Location will make this person more responsible and productive so good Location good results.	South West	EXCELLENT	Very good location.
Managers facing direction	Good facing Direction will make this person more responsible and productive so good Location good results.	South	BELOW AVERAGE	Negative direction to face recommended to face North.

39.00 % is the evaluated strength of the Marketing office as per the data provided by the user.

77.00 % would be the strength of the Marketing office on following the recommendations as per the report.



R&D department

Subject	Description	Direction	Evaluation	Recommendation
Location	An important element of industry as this department is directly connected to products quality.	North	GOOD	Positive location for R & D department.
Staff facing direction	An important element of industry as this department is directly connected to products quality so if staff is facing positive Direction their efficiency would be good.	South East	BELOW AVERAGE	The right direction to face is northeast, east & north senior should face northeast or east staff should face north or northeast
Senior managers location	Good Location will make this person more responsible and productive so good Location = good results.	South East	GOOD	Very good location.
Managers facing direction	Managers have a responsible post and their duty is to get good results from the juniors and also perform well for the industry.	North East	EXCELLENT	Very good direction for the manager to face.

49.00 % is the evaluated strength of the R&D department as per the data provided by the user.

78.00 % would be the strength of the R&D department on following the recommendations as per the report.



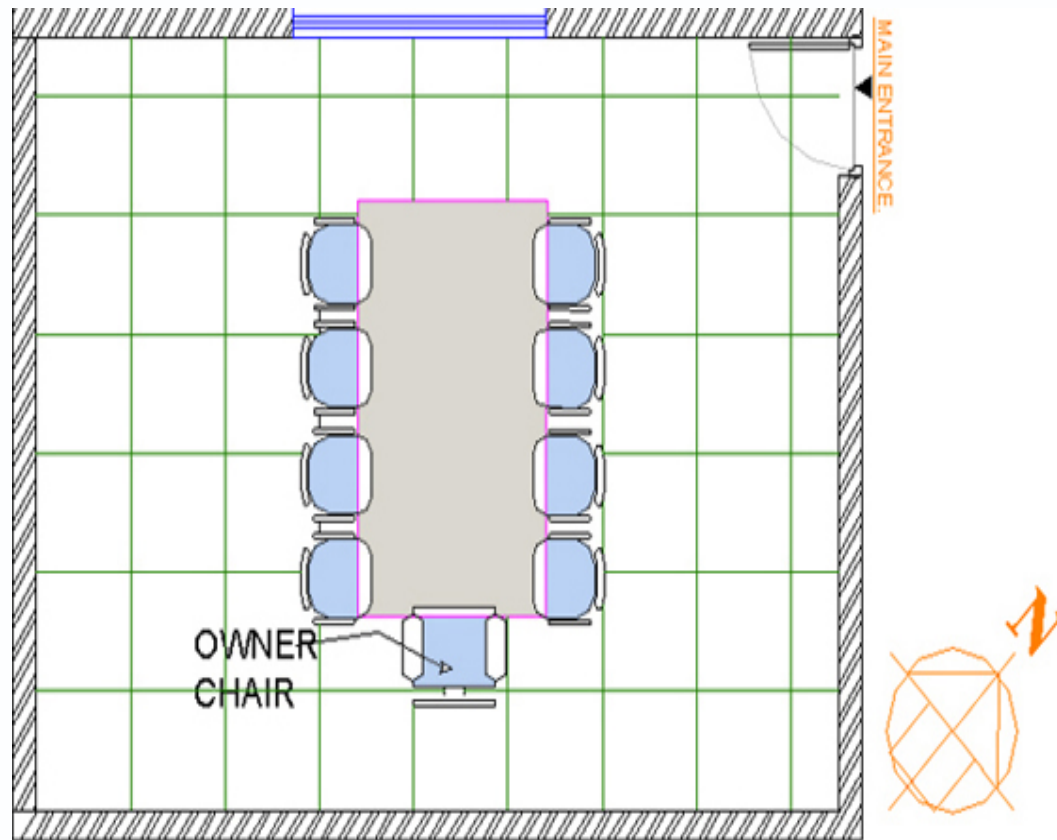
Conference room

Subject	Description	Direction	Evaluation	Recommendation
Location of conference room	Not important in Industries as Conference room are not used that extensively. So one can have them in an average Location.	North West	GOOD	Excellent location.
Entrance door Direction	Entrance door Direction is a base for having proper Vastu of house, if the door is in the right Location chances of having Vastu positive house are bright. A lay man without in-depth knowledge of Vastu can have positive premises by getting the right Entrance.	North East	EXCELLENT	Good location.
Window Location	This is not an important element in Vastu, answer to this question is required to generate a tentative plan of the room from thousands of plans fed in the software.	North West	EXCELLENT	Excellent location.
Owner/Senior facing Direction	Not important in industry as Conference room are not used that extensively. So one can face any Direction in this room.	North East	EXCELLENT	Very good direction.

67.00 % is the evaluated strength of the Conference room as per the data provided by the user.

81.00 % would be the strength of the Conference room on following the recommendations as per the report.





Cabins

Subject	Description	Direction	Evaluation	Recommendation
Location	Very important aspect in Vastu as major decision are take here.	South East	VERY GOOD	Owner cabin should be in southwest senior staff in south or west marketing executive in the northwest administrative in East.
Users facing direction	Good facing Location will make this person more responsible and productive so good facing Direction good results.	North East	EXCELLENT	Very good direction.
Entrance door Direction	This is not an important element in Vastu.	South East		Answer to this question is required to generate a tentative plan of the room from thousands of plans fed in the software.
Window Location	This is not an important element in Vastu, answer to this question is required to generate a tentative plan of the room from thousands of plans fed in the software.	South		Best location would be Northeast.
User	Vastu recommends different Locations for different Users to get the best results out of following Vastu.	Owner		Owner cabin should be in southwest.

70.00 % is the evaluated strength of the Cabins as per the data provided by the user.

80.00 % would be the strength of the Cabins on following the recommendations as per the report.





Kundali Veda

Thank You

Refer and Earn 20% Commission

For More Details Mail or Call us at +91-9693579531

Email - kundaliveda@gmail.com

www.kundaliveda.com